


Unique Learning Home Access Guidance for Parents

1 PARENT MATERIALS

Access information for Unique Learning can be found on n2y.com. Materials designed to provide instructions and parent/facilitator role descriptions can be found within the [Customer Care:Browse Our Knowledge Base](#) by clicking  SUPPORT at the website above.

2 SETUP

In order for your child to complete their Unique Learning sessions at home, they will need their FCS device and username/password provided by the classroom teacher. *(Printable lessons, provided by your child's teacher, can be used as a substitute to using the online platform.)*

Accessing Unique Learning is best accomplished through the use of a web based/browser application(I.e. Google Chrome, Mozilla Firefox, etc)

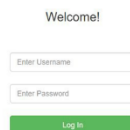
- ❖ Unique Learning's online platform can be accessed on other devices(i.e. laptop, desktop) not provided by Fulton County Schools..
- ❖ Cell phone devices may not fully support the platform.

To set up student access online, follow the instructions below:

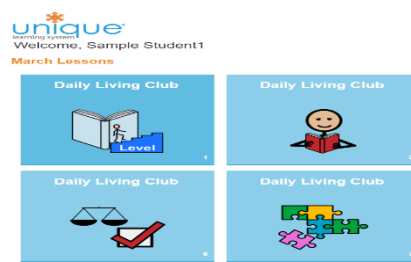
1. Login to n2y.com.
2. Click on "Sign In".
3. Select Student.



4. Enter your child's username and password.
4. Click Login.



5. After completing the steps above, your child will now have access to Student View.



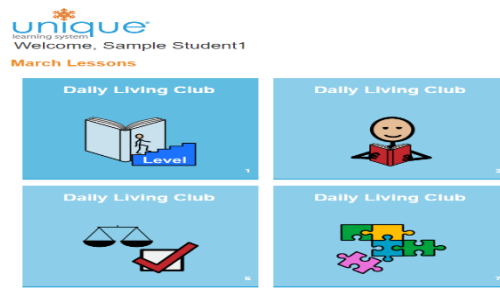
3 HOW TO RUN A SESSION

To assist with your child's progression through a lesson, follow the instructions below:

1. Login to the platform as indicated above.

Unique Learning Home Access Guidance for Parents

- Once you have logged in, you will see a "Welcome Screen"- Current Month Lessons and Activities listed in multiple squared tiles as indicated in the screenshot below.




-Lessons will consist of reading passages and accompanying interactive activities for your child to complete.

-Recommended length is 15-30 minute sessions.

- Click on the tiles in order from left to right, top to bottom.
- During the Lesson, a 6-button pallet will be located on the bottom right of the screen during the entire lesson. A description of each icon's function is listed below:

| | | | |
|--|--|--|---|
| Toggle through the lesson activities/passages | | | Opens another menu to pan, zoom, etc. pages on the screen. |
| Move to Previous Page | | | Move to Next Page |
| Click To enable Read Aloud for the entire Interactive Document | | | Click to Select sections to be Read aloud. The section must be clicked to activate. |

- Once the Lesson is complete, exit the lesson by clicking the  button in the top left corner of the screen.
- Click "Home" to go back to your home screen and select another lesson.
- Click "Exit" to exit the Unique Learning System.